

NOMINAL SIZE (INCH)	ACTUAL SIZE			ORDERING REFERENCE	GASKET OPTION
	H	W	A		
24 X 24 X 4	23.38	23.38	3	064649001	WITHOUT GASKET (NONE)
24 X 12 X 4	23.38	11.38	2	064649002	
12 X 24 X 4	11.38	23.38	3	064649003	
24 X 24 X 4	23.38	23.38	3	064649004	WITH GASKET
24 X 12 X 4	23.38	11.38	2	064649005	
12 X 24 X 4	11.38	23.38	3	064649006	

GENERAL NOTES:

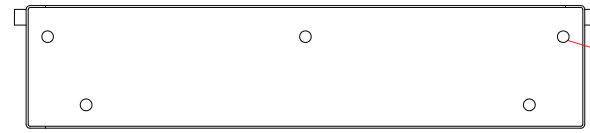
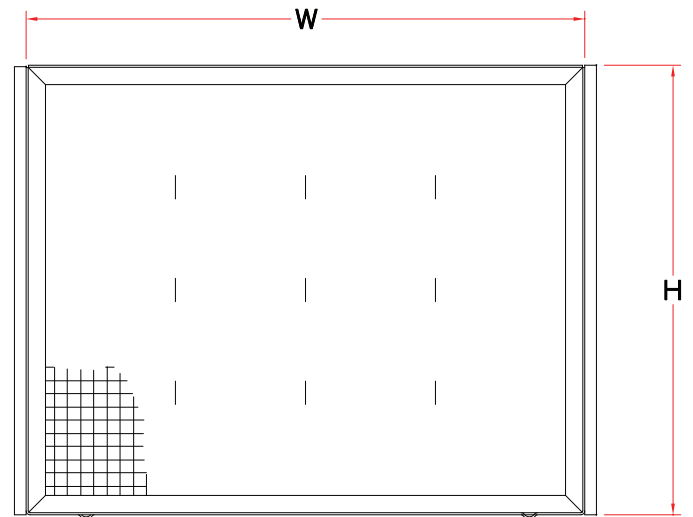

- MATERIALS OF CONSTRUCTION
  - FRAME 16 GA. GALVANIZED STEEL.
  - MEDIA PACK, GALVANIZED STEEL WIRE SCREEN.
  - GASKET, NEOPRENE SPONGE
- FILTER MUST BE USED VERTICALLY (AIR FLOW HORIZONTALLY) WITH TOP MARKER AT THE TOP.
- DASH 001, 002 AND 003 ARE FOR USE IN TYPE 8 HOLDING FRAMES ARRANGED BUILT-UP BANKS WITH SPECIAL DRAINAGE PROVISIONS AS SHOWN IN CAMFIL FARR DRAWING 067125.
  - DASH 004, 005 AND 006 ARE FOR USE IN ECO GLIDE/PACKS WITH OPTION "A" (DRAINAGE) FEATURE AS SHOWN ON AS SHOWN ON DRAWING 068447.
- SEE CAMFIL FARR BULLETIN 2003-(LATEST REV) FOR OTHER FEATURES, CONSTRUCTION AND PERFORMANCE CHARACTERISTICS.
- ORDERING INSTRUCTIONS  
 SIZE (HXW), SPECIFY GASKET OPTION, AND ORDERING REFERENCE NUMBER.
 

EXAMPLE

  - 24X24 (WITH GASKET)  
P/N 064649004
  - 24X24 (WITHOUT GASKET)  
P/N 064649001
- SEE DRAWING 114063 FOR MOISTURE SEPARATOR WITH COALESCER PREFILTER PAD.



SPONGE RUBBER GASKETS ON DASH NUMBERS 004, 005 AND 006



.375 DIA HOLE  
A PLACES

E	05/14/08	REVISED PER SALES	14955-AU	SMA	-	-
A	12/18/00	FIRST ISSUE	8265-J	WWS	CAM	
REV	DATE	DESCRIPTION	EWD	DFT	CK	APP



DESCRIPTION  
 G/P ECO MOISTURE SEPARATOR  
 WITH & WITHOUT GASKET  
 3.94 THICK

SHEET	DRAWING NUMBER	REV
1 OF 1	402305	E